




QEEG Clinical Report

BrainLens V0.4

Report Description

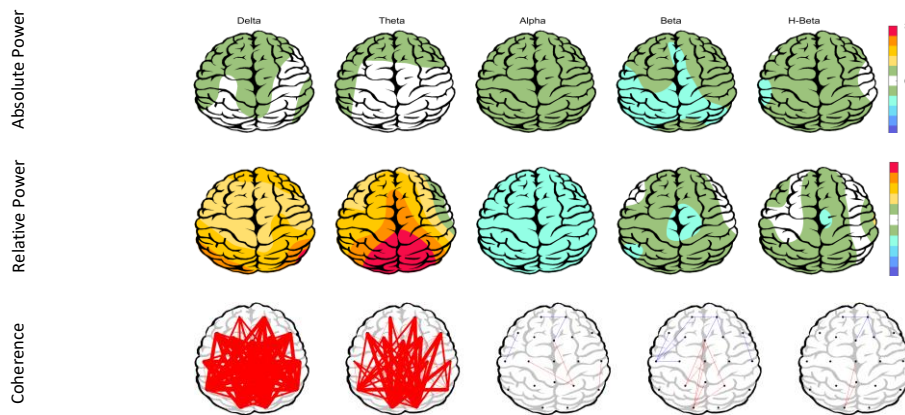


Personal & Clinical Data

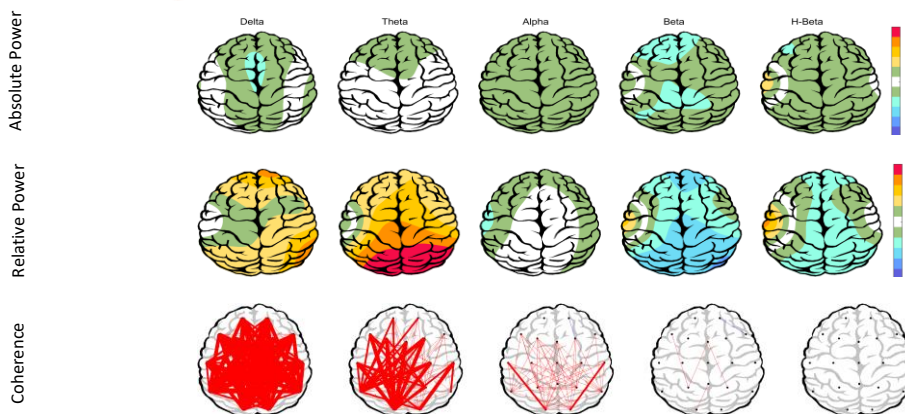
Name	Seyed Javad Hoseyni	Date of Recording	2025-05-06
Date of Birth - Age	1973-10-10 - 51.7	Gender	Male
Handedness(R/L)	Right	Source of Referral	Dr Mehdi Heydari
Initial Diagnosis	ADD-MDD		
Current Medication	-		

Dr Mehdi Heydari

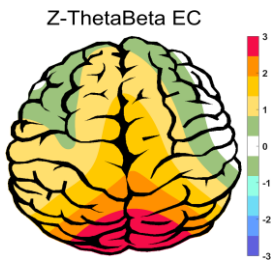
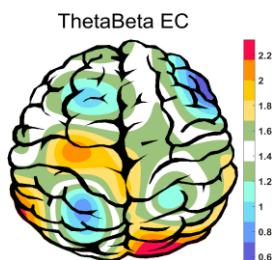
Z Score Summary Information (EC)



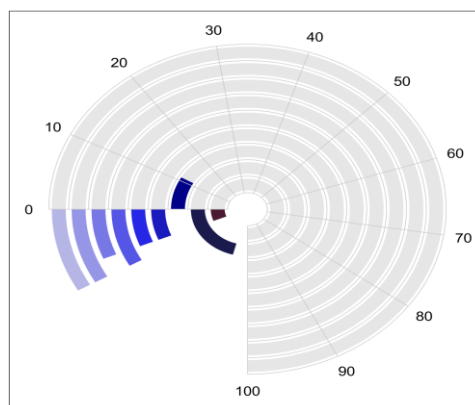
Z Score Summary Information (EO)



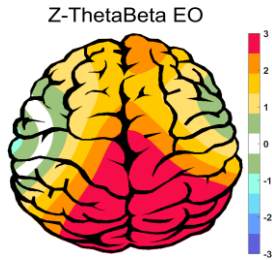
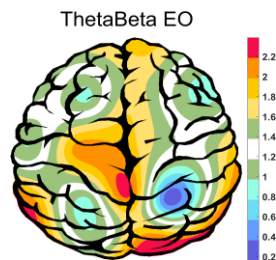
E.C.T/B Ratio (Raw- Z Score)



Arousal Level

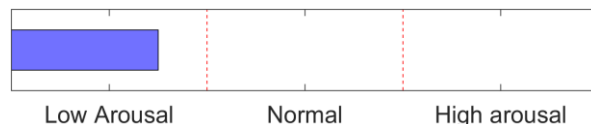


E.O.T/B Ratio (Raw- Z Score)

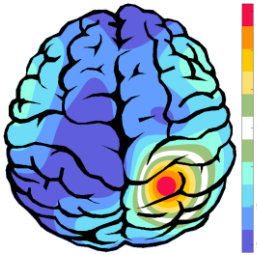


Legend for Arousal Level plot:

- High beta
- IAF
- Right-posterior delta
- Visual-area alpha
- Frontal alpha
- Prefrontal beta
- Temporal beta
- Occipital beta
- Central beta

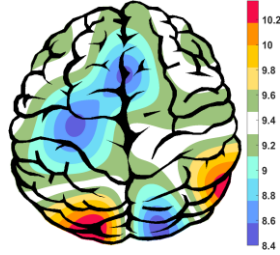


APF(EO)



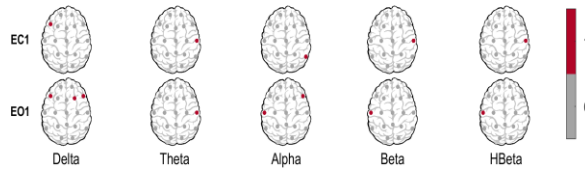
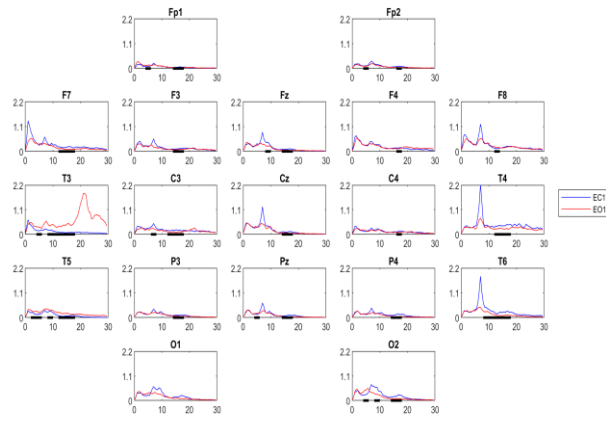
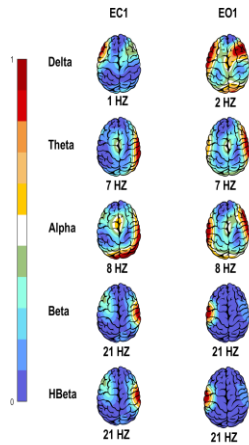
Frontal APF= 09.25
Posterior APF= 09.12

APF(EC)

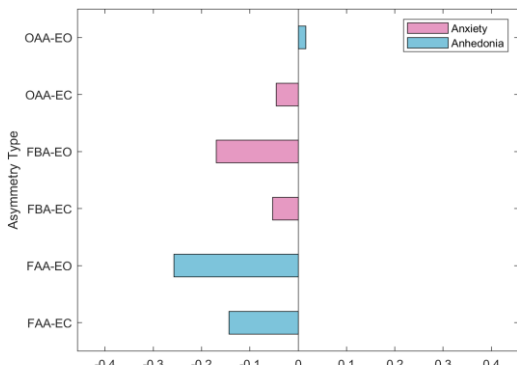


Frontal APF= 09.00
Posterior APF= 09.25

EEG Spectra



Alpha Asymmetry(AA)



Alpha Blocking

