



QEEG Clinical Report

BrainLens V0.4

Report Description

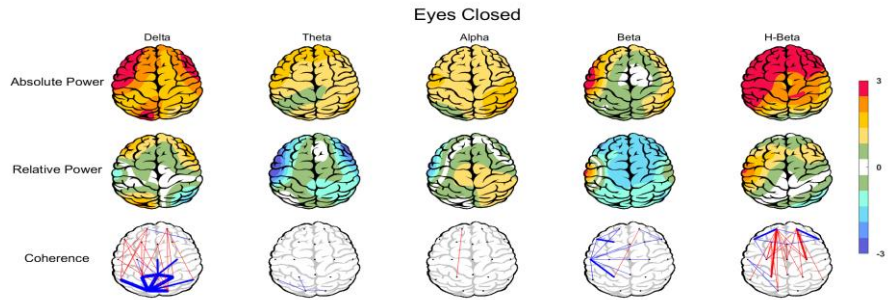
Text

Personal & Clinical Data

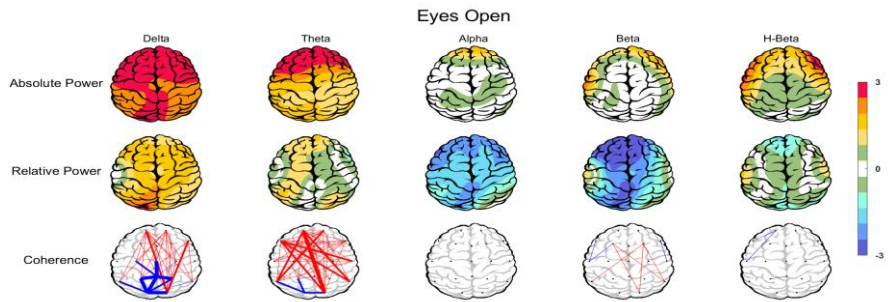
Name	Hasti Torabirad	Date of Recording	29-Feb-2024
Date of Birth - Age	11-Dec-2007 - 16.22	Gender	Female
Handedness(R/L)	Right	Source of Referral	Dr Dehghani
Initial Diagnosis	-		
Current Medication	Medication Free		

Dr Dehghani

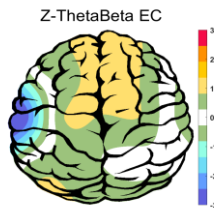
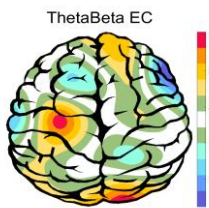
Z Score Summary Information (EC)



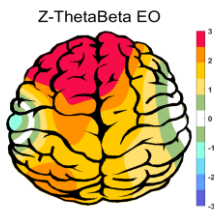
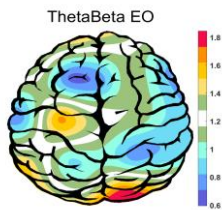
Z Score Summary Information (EO)



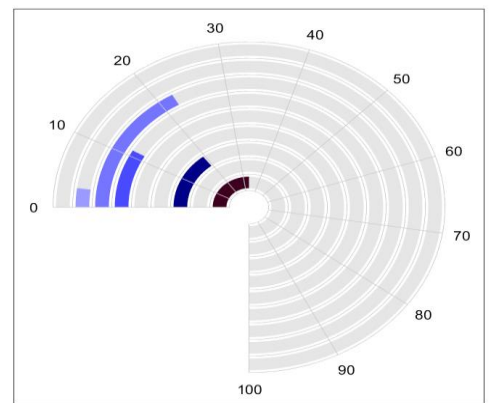
E.C.T/B Ratio (Raw- Z Score)




E.O.T/B Ratio (Raw- Z Score)



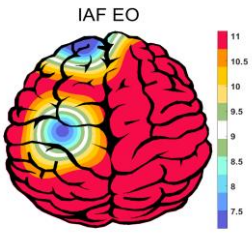
Arousal Level



- High beta
- IAF
- Right-posterior delta
- Visual-area alpha
- Frontal alpha
- Prefrontal beta
- Temporal beta
- Occipital beta
- Central beta

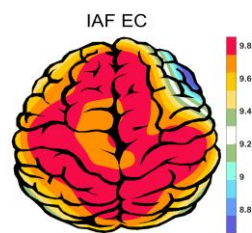


IAF(EO)



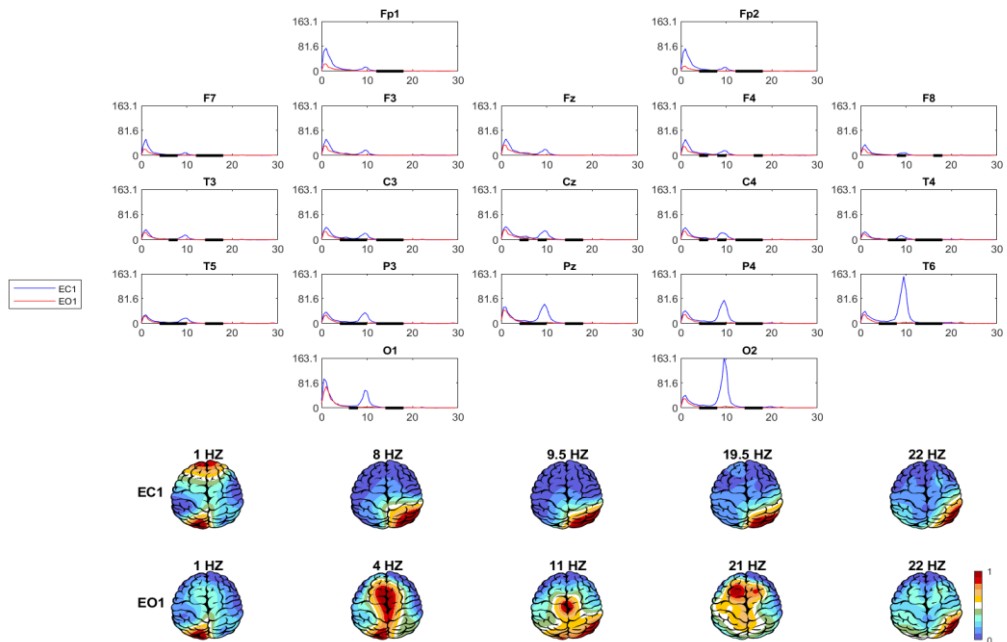
Eye Open IAF= 11.00

IAF(EC)

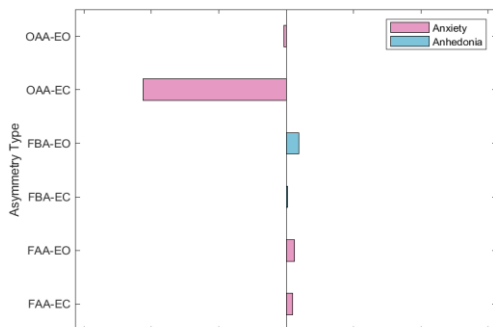


Eye Close IAF= 09.75

EEG Spectra



Alpha Asymmetry(AA)



Alpha Blocking





Hasti Torabirad\Dr Deghani